



## MATCH DAY INFORMATION

### Mount Noddy Recreation Ground



Team Colours:  
Shirt - Red and Black  
Shorts – Black  
Socks – Red / Black  
[www.awjfc.net](http://www.awjfc.net)

**Ashurst Wood Junior Football Club looks forward to welcoming your team!**

**Please ensure your coaches, match officials, spectators and players, ALL play their part and support the FA's code of conduct.**

#### PITCH DETAILS / FACILITIES

##### Pitch Address:

Mount Noddy Recreation Ground, St John's Road, East Grinstead, RH19 3LG

[Directions](#)

##### Parking:

Parking is available in the car park located at access point 1, and in the Kings Centre car park opposite access point 2. We request that all participants respect the residents of Ashurst Wood and park considerably in accordance with the Highway Code. Parking is at your own risk. No responsibility will be upheld by Ashurst Wood Junior Football Club.



##### Map Key



11v11



Access point



Defibrillator

**Facilities:** The Pavilion is located adjacent to the hard courts with changing rooms and toilet facilities. If you require use of the changing rooms on match day, please arrange this in advance with the Ashurst Wood coach.

## ACCESS POINTS

### Access Points:

1. St John's Road – Mount Noddy car park
2. Cranston Road – Footpath

## EMERGENCY ACTION PLAN

### Club Name:

Ashurst Wood Junior Football Club

### Pitch Address:

Mound Noddy Recreation Ground, St John's Road, East Grinstead

### Post Code:

RH19 3LG

what3words Reference: **hits.love.shirts**

## FIRST AIDERS / HELPER INFORMATION

### Contact the relevant Ashurst Wood matchday coach for:

- Match day first aider or helper
- Emergency contact number
- Drop post (S104A) key for emergency vehicle pitch access (access point 1)  
(All matchday coaches are issued with a post key)
- Queries about this Emergency Action Plan

First Aid resources can be found on our website: [www.awjfc.net/Welfare](http://www.awjfc.net/Welfare)

## FIRST AID EQUIPMENT AND FACILITIES

If required, the Pavilion can be used as a First Aid Room.

### Defibrillator (AED):

A defibrillator is located on the Pavilion wall adjacent to the hard courts. The defibrillator is registered with the ambulance service; the code can be obtained by calling 999.

### Mount Noddy Pavilion

Mount Noddy Recreation Ground, St John's Road, East Grinstead, RH19 3LG

what3words Reference: **poppy.brick.amber**



Figure 1 - Mount Noddy AED

## EMERGENCY ACCESS ROUTE

### Emergency Vehicle Access Point:

Two drop posts are in front of the vehicle gate as you enter Mount Noddy Recreation Ground from the car park, at access point 1.

what3words Reference: [hits.love.shirts](#)



Figure 1 – Mount Noddy car park emergency vehicle access

### To drop the access posts:

1. Collect the (S104A) key from the Ashurst Wood matchday coach.



2. Insert the key into the padlock located at the base of the post.



3. Turn the key clockwise, open the padlock and completely remove it.
4. Using the side of your foot, push the padlock eye at the base towards the post, whilst at the same allowing the post to drop into the ground.

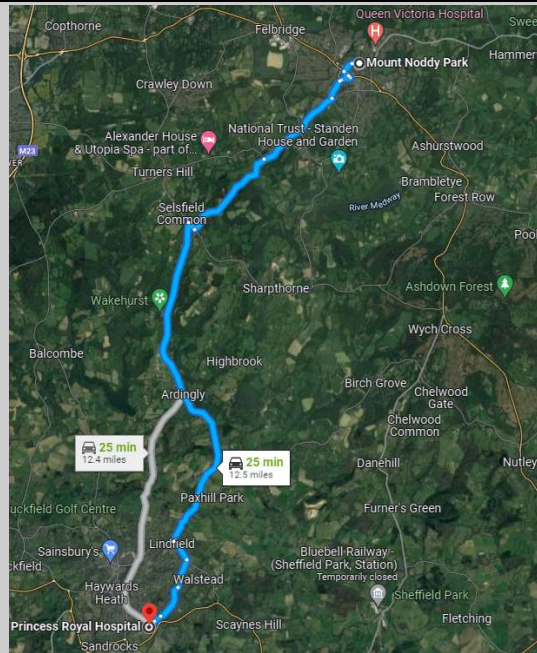


Repeat steps 2-4 to drop the other post.

## OTHER INFORMATION

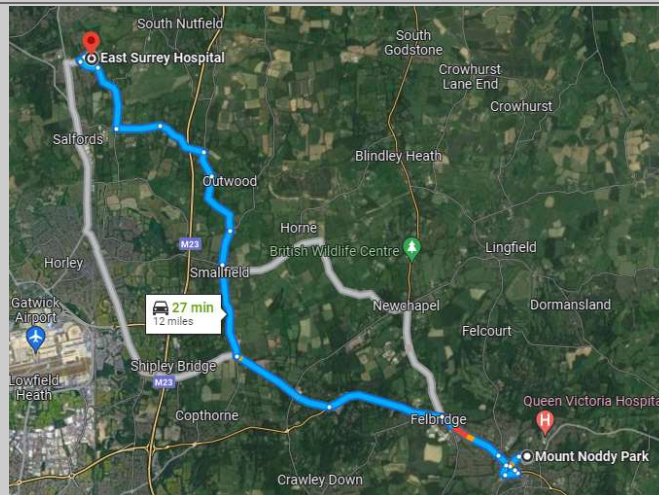
### Nearest A&E / Trauma Hospital:

Princess Royal Hospital,  
Lewes Road, Haywards Heath,  
West Sussex, RH16 4EX



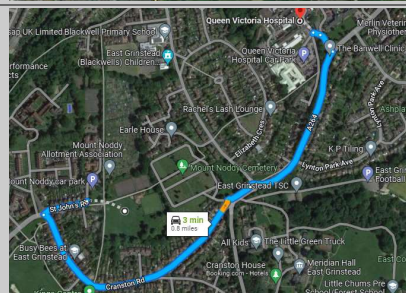
### Alternative A&E / Trauma Hospital:

East Surrey Hospital,  
Canada Avenue, Redhill,  
Surrey, RH1 5RH



### Nearest Walk-in Centre (Minor Injuries):

Queen Victoria Hospital,  
Holtye Road, East Grinstead,  
West Sussex, RH19 3DZ



## CONTACTS

Chairman: Ray Dennis [raylesdennis@hotmail.com](mailto:raylesdennis@hotmail.com)

Secretary: Lesley Dennis [raylesdennis@hotmail.com](mailto:raylesdennis@hotmail.com)

Welfare Officer: Maxine Townsend [awjfcwelfare@gmail.com](mailto:awjfcwelfare@gmail.com)

*We do only  
positive.*

